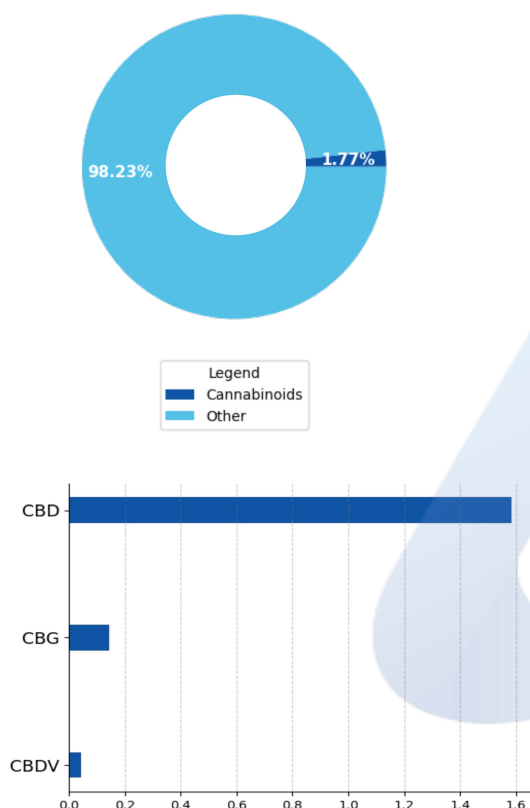


500mg Broad Spectrum

Batch ID:	0901	Received:	09/12/2022	Analysis:	18 Cannabinoid Potency
Sample Type:	Tincture	Analyzed:	09/19/2022	Method:	2021.18P.01
		Test ID:	5008	Equipment:	UHPLC

CANNABINOID PROFILE
TOTAL CANNABINOID CONTENT


Cannabinoid	LOD (%)	LOQ (%)	Result (%)	Result (mg/g)
Cannabidiol (CBD)	4.29e-05	1.30e-04	1.58 ± 0.043	15.85
Cannabigerol (CBG)	4.11e-05	1.25e-04	0.14 ± 0.0039	1.43
Δ9-Tetrahydrocannabinol (Δ9-THC)	7.72e-05	2.34e-04	ND	ND
Cannabicitran (CBT)	3.95e-05	1.20e-04	ND	ND
Cannabichromene (CBC)	6.99e-05	2.12e-04	ND	ND
Cannabinol (CBN)	3.93e-05	1.19e-04	ND	ND
Cannabicyclol (CBL)	4.58e-05	1.39e-04	ND	ND
Cannabicyclol acid (CBLA)	4.00e-05	1.21e-04	ND	ND
Tetrahydrocannabivarin (THCV)	4.04e-05	1.23e-04	ND	ND
Δ8-Tetrahydrocannabinol (Δ8-THC)	4.73e-05	1.43e-04	ND	ND
Cannabinolic (CBNA)	4.70e-05	1.42e-04	ND	ND
Tetrahydrocannabivarin Acid (THCVA)	3.66e-05	1.11e-04	ND	ND
Cannabigerolic acid (CBGA)	3.98e-05	1.21e-04	ND	ND
Cannabidiolic acid (CBDA)	4.15e-05	1.26e-04	ND	ND
Cannabidivarin (CBDV)	3.97e-05	1.20e-04	0.04 ± 0.0012	0.44
Tetrahydrocannabinolic Acid (THCA)	3.86e-05	1.17e-04	ND	ND
Cannabichromenic acid (CBCA)	3.99e-05	1.21e-04	ND	ND
Cannabidivarinic Acid (CBDVA)	3.99e-05	1.21e-04	ND	ND
Total Cannabinoid**			1.77	17.72
Total Potential THC*			ND	ND
Total Potential CBD*			1.58 ± 0.043	15.85
Total Potential CBG*			0.14 ± 0.0039	1.43

* Total Potential THC/CBD/CBG is calculated using the following formulas to consider the loss of a carboxyl group during decarboxylation step.

* Total THC = THC + (THCa * (0.877)) and Total CBD = CBD + (CBDA * (0.877)) and Total CBG = CBG + (CBGa * (0.877))




** Total Cannabinoids result reflects the absolute sum of all cannabinoids detected.

% = % (w/w) = Percent (Weight of Analyte / Weight of Product)

REMARKS

Passed visual inspection for particulates, mold, mildew, and other foreign substances.

FINAL AUTHORIZATION

		
Katie Little, Analytical Scientist 03:53 PM	Logan Cline, Director of Analytical Development 09/19/2022 03:58 PM	John Reser, Quality Analyst 09/19/2022 04:00 PM
ANALYZED BY/DATE	AUTHORIZED BY/DATE	RELEASED BY/DATE

Laboratory results are based on the sample submitted to Minova Laboratories in the condition it was received. Minova Laboratories warrants that all analyses performed are in accordance with ISO/IEC 17025:2017. All data is generated using NIST traceable reference material and all reports are produced with the highest regard for scientific integrity. Reports can only be reproduced with the written consent of Minova Laboratories.